

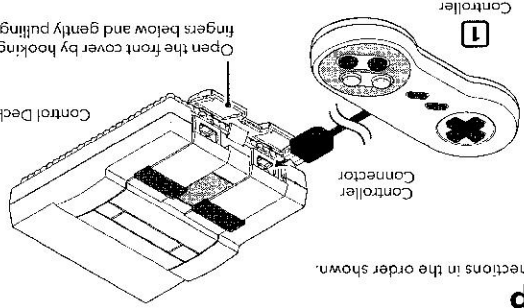
SUPER NINTENDO ENTERTAINMENT SYSTEM CLASSIC EDITION

MAA-CLV-S-SNS6-US2-C1

Start Up Instructions

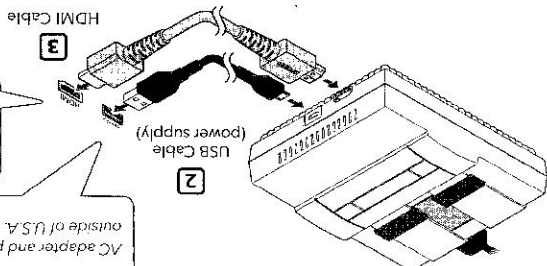
Setup

Make connections in the order shown.



Turn on the system

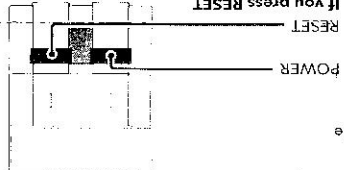
The HOME menu appears. Follow the on-screen instructions.



How to Quit

In order to prevent data corruption or malfunction, always turn off the system, then turn off the device being used as a power supply or unplug the USB cable. **Disconnect the cable and unplug AC adapter when not in use.**

If you press **RESET** while playing the game, the game is saved and the system returns to the HOME Menu.



Important Safety Information

Read the following warnings before setup or use of the Super Nintendo Entertainment System: Super NES Classic Edition. If this product will be used by young children, these instructions should be read and explained to them by an adult. **Falling to do so may cause injury.** Throughout these instructions, you will see this symbol followed by WARNING or CAUTION, or you may see the term NOTICE. These terms have different levels of meaning as outlined below. Please read and understand these terms and the information that appears after them before using your Super NES Classic Edition system.

WARNING - SEIZURES

- Some people (about 1 in 400) may have seizures or blackouts triggered by light flashes or patterns, and this may occur while they are watching TV or playing video games even if they have never had a seizure before.
- Anyone who has had a seizure, loss of awareness, or other symptom linked to an epileptic condition should consult a doctor before playing a video game.
- Parents should watch their children play video games. Stop playing and consult a doctor if you or your child has any of the following symptoms:
 - Convulsions
 - Eye or muscle twitching
 - Loss of awareness
 - Altered vision
 - Involuntary movements
 - Disorientation

To reduce the likelihood of a seizure when playing video games:

1. Sit or stand as far from the screen as possible.
2. Play video games on the smallest available television screen.
3. Do not play if you are tired or need sleep.
4. Play in a well-lit room.
5. Take a 10 to 15 minute break every hour.

WARNING - ELECTRIC SHOCK

To avoid electric shock when you use this system:

- Do not use the Super NES Classic Edition during a lightning storm. There may be a risk of electric shock from lightning.
- Do not use or store in a high temperature area.
- Do not get the system wet, or insert foreign or wet objects into the wall outlet or extension cord.
- Always carefully disconnect all plugs by pulling on the plug and not on the cord. Make sure the power button on your Super NES Classic Edition system is turned Off before removing the AC adapter cord from an outlet.
- Do not use the AC adapter if it has damaged, split or broken cords or wires.
- Only use in a location where the AC adapter can easily be unplugged.
- Make sure that the AC adapter cord is fully inserted into the wall outlet or extension cord.

WARNING - REPETITIVE MOTION INJURIES AND EYESTRAIN

Playing video games can make your muscles, joints, skin or eyes hurt. Follow these instructions to avoid problems such as tendinitis, carpal tunnel syndrome, skin irritation or eyestrain:

- Avoid excessive play. Parents should monitor their children for appropriate play.
- Take a 10 to 15 minute break every hour, even if you don't think you need it.
- If your hands, wrists, arms or eyes become tired or sore while playing, or if you feel symptoms such as tingling, numbness, burning or stiffness, stop and rest for several hours before playing again.
- If you continue to have any of the above symptoms or other discomfort during or after play, stop playing and see a doctor.

CAUTION - MOTION SICKNESS

Playing video games can cause motion sickness in some players. If you or your child feels dizzy or nauseous when playing video games, stop playing and rest. Do not drive or engage in other demanding activity until you feel better.

Regulations for Equipment Use

FCC and Industry Canada Information

Changes or modifications not expressly approved by the manufacturer could void the user's authority to operate this device.

This equipment has been tested and found to comply with the limits of a Class B digital device, pursuant to part 15 of the FCC Rules and the Canadian ICES-003 Class B specifications. These limits are designed to provide reasonable protection against harmful interference in a residential installation. This equipment generates, uses and can radiate radio frequency energy and, if not installed and used in accordance with the instructions, may cause harmful interference to radio communications. However, there is no guarantee that interference will not occur in a particular installation. If this equipment does cause harmful interference to radio or television reception, which can be determined by turning the equipment off and on, the user is encouraged to try to correct the interference by one or more of the following measures:

- Reorient or relocate the receiving antenna.
- Increase the separation between the equipment and receiver.
- Connect the equipment into an outlet on a circuit different from that to which the receiver is connected.
- Consult the dealer or an experienced radio/TV technician or call Nintendo Consumer Service at 1-800-255-3700 for assistance.

Hardware Precautions and Maintenance

1. Do not disassemble or try to repair the Super NES Classic Edition system, components, or accessories. Doing so voids your warranty.
2. Do not store the system in a humid place, on the floor, or in any location where it may contact moisture, dirt, dust, lint, or any other foreign material.
3. Do not drop, hit, or otherwise abuse the system, components, or accessories. Do not use damaged components, or accessories with your system.
4. Make sure all connections are made carefully and inserted into the correct locations only. Hold plugs straight when inserting them into sockets.
5. To minimize the risk of damage to the Super NES Classic Edition system, only connect Nintendo-licensed accessories to any external connectors.

NOTE: This product does not contain latex. This product complies with applicable laws barring the use of toxic materials such as lead, mercury, cadmium, hexavalent chromium, PBB or PBDE in consumer products.