





BUILDING IDEAS



BRIDGE

28 planks




Challenge: Try building a taller or longer bridge!
What about a covered bridge?
How many different bridges can you design?

Post a photo on social media to show us what you come up with! #brainblox

BOAT DOCK

42 planks



Challenge: Try adding on to your dock to make it even bigger and build a boat next to it!
Can you build a dock big enough for the pirate ship on the next page?

Post a photo on social media to show us your creations! #brainblox

LETTERS

21 planks



Idea: Try writing the entire alphabet, your name, or a special note for someone to find!

FLOWER



Challenge: Add more petals and stems! Can you create a whole bouquet of flowers? Or a garden?

CHAIR



Challenge: Turn your chair into a couch or build a dining set with another chair and table!

TABLE & BENCHES



Challenge: Try building an entire room of furniture! Perhaps a living room? Bedroom? Or a playground with picnic table!


SHAPES



Challenge: Can you think of 10 shapes to create with your planks? Post a picture on social media to show us what you come up with! #brainblox

PUZZLE CUBE

36
planks



Tip: Begin with 3 planks lying on their long edge. Then place 4 planks standing vertically on each side of the first 3 planks.

Need a little more help?
Visit www.mybrainblox.com/ideas

ROBOT

57
planks

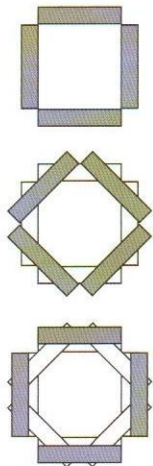


Challenge: Make your robot twice as big! How else can you make it different?

Check out the robot video on our YouTube channel: Brain Blox

GLOBE TOWER

132*
planks



Tip: To build the globe at the top, make the squares gradually larger and then smaller again.

* If you don't have enough planks for this, try making the globe smaller.

PARTHENON

54
planks



Challenge: Try building the Roman Colosseum, Stonehenge, or the Eiffel Tower!

TRAIN



100
planks

Tip: Make sure the base of each car is perfectly centered on top of the wheels.

How many different kinds of train cars can you create? Try building a train track too!

SPIRAL TOWER



90
planks

Tip: The center of each level should be positioned above the center of the level below it as you spiral upward. This way, you keep the center of gravity aligned so your tower won't fall!

HOUSE



156*
planks

Check out the Home Makeover video on our YouTube channel: Brain Blox

* If you don't have enough planks for this, try changing the roof design.

PIRATE SHIP



156*
planks

Check out the pirate ship video on our YouTube channel: Brain Blox

* If you don't have enough planks for this, try making the ship smaller and with 2 masts.